

How to Access the ECIS 2016 Annual Educators Conference Mobile Event App

Go to <http://eventmobi.com/ecisaec16> on your mobile browser to instantly access your mobile event guide! Your Internet browser loads the event app automatically and makes it instantly available for offline use. For easier access in the future make sure to simply add the bookmark to your phone's home screen.

The event app includes these features:

- Event Agenda
- Speaker and Participant Information
- Interactive Personalized Agenda (star the sessions you plan to attend!)
- Conference Maps
- Vital Meeting Information
- Alerts & Updates For the Event

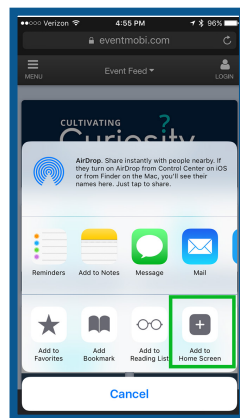
Choose Your Device's Operating System

For iOS Users

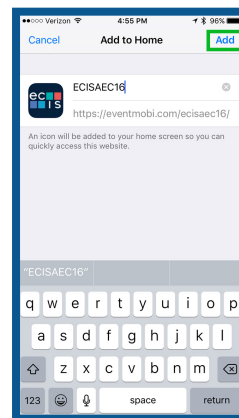
- 1 Click the share icon. Don't see the share icon? Click the address bar and the share icon will appear below.
- 2 Click "Add to Home Screen"
- 3 Enter the text you wanted associated with your mobile event app
- 4 Click on the icon to access the mobile event app



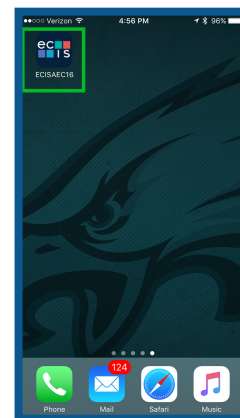
1



2




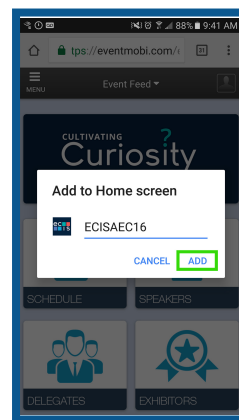
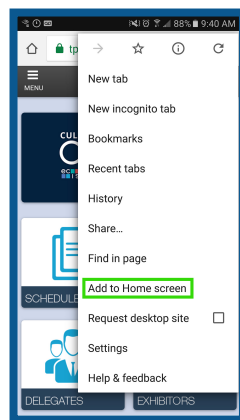
3



4

For Android Users

- 1 Click in the "... " icon
- 2 Click "Add to Home Screen"
- 3 Press "Add" to save the bookmark to your home screen
- 4 Click the icon on your home screen to access the mobile event app



For Blackberry Users

Step 1) While in the Browser, press the menu button and select "Add Bookmark". **Step 2)** The "Add Bookmark" window will appear. **Step 3)** Scroll down to the bottom of the window and press "Add". **Step 4)** Press The menu button again, scroll down and press "Bookmarks". **Step 5)** The mobile event app has been added to your list. Click on it to access your event's app!

Create a profile.

Optimize your app experience.

CULTIVATING
Curiosity
ECIS ANNUAL EDUCATORS CONFERENCE
18-19 NOVEMBER 2016 | COPENHAGEN

How to Create a Profile in the ECIS 2016 Annual Educators Conference Mobile Event App

Make sure to download the app by visiting <http://eventmobi.com/ecisaec16> on your mobile browser. Your Internet browser loads the event app automatically and makes it instantly available for offline use. For easier access in the future make sure to simply add the bookmark to your phone's home screen.

Create a profile to take advantage of these features:

Personalized Event Agenda

Take notes in the app

Interact directly with other attendees through the in app chat

Stay up to date with the latest information

What can you do with your mobile?



Create your own
schedule



Take Notes During
Sessions



Interapp
Networking

How To Create a Profile

Click on the
“Login” icon

Enter your email
address and
create a
password. Then
press continue

Click “Profile”

Enter the
information you
would like to
share and press
“save your
profile”

1

2

3

4

