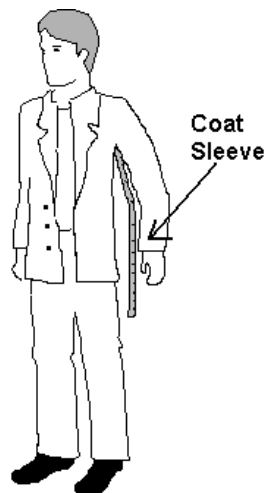


Online Tuxedo Rental Measurement Card

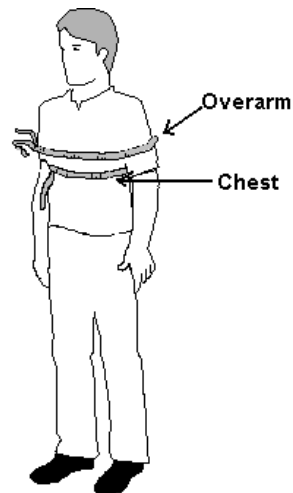
Coat Sleeve	Chest/Over Arm	Waist/Hips/Outseam	Shirt Sleeve/Neck
-------------	----------------	--------------------	-------------------



Measure customer (with jacket on) from under arm to break of wrist, along inside seam of the sleeve.

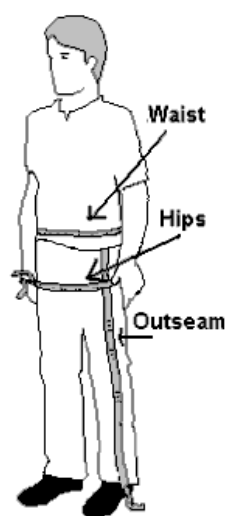
DO NOT measure to end of jacket sleeve.

Important – Take this measurement twice to be sure.



Chest: Measuring tape should be underneath arms and over largest part of chest.

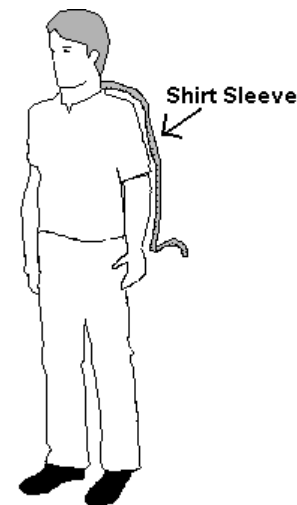
Overarm: Measure over the arms with the jacket off, across the largest part of chest and upper arms.



Waist: Measure just below bellybutton where dress pants are usually worn.

Hips: Measure across largest part of seat and thigh.

Outseam: Measure from top of hipbone to just where shoe heel meets sole.



Shirt Sleeve: Measure from center of top of back, over shoulder and down to wrist.

Neck: Measure around center of neck, adding a half inch to the measurement to ensure comfort.

To speak with someone in the store nearest you, call 1-800-776-SUIT (7848)



Customer Name:	Phone:
Reservation #:	Event Date:
Group #:	Group Name:
Ship Tuxedo to Store #:	

Customer Weight:	lbs.	Customer Height:	ft	inches	Age (children being measured):	
Chest:		Overarm:			Coat Sleeve Inseam:	Coat Size:
Waist:		Hips:			Outseam:	Shoe Size:

Vest Size: Choose from list

Shirt Size:

Suspenders Needed?

YES

NO

Neck

Sleeve