

4th WCO Global AEO Conference

14 – 16 March 2018, Kampala, Uganda



TRACK AND TRACE SYSTEM

“Regional Electronic Cargo Tracking System”

UGANDA CUSTOMS' EXPERIENCE

by:

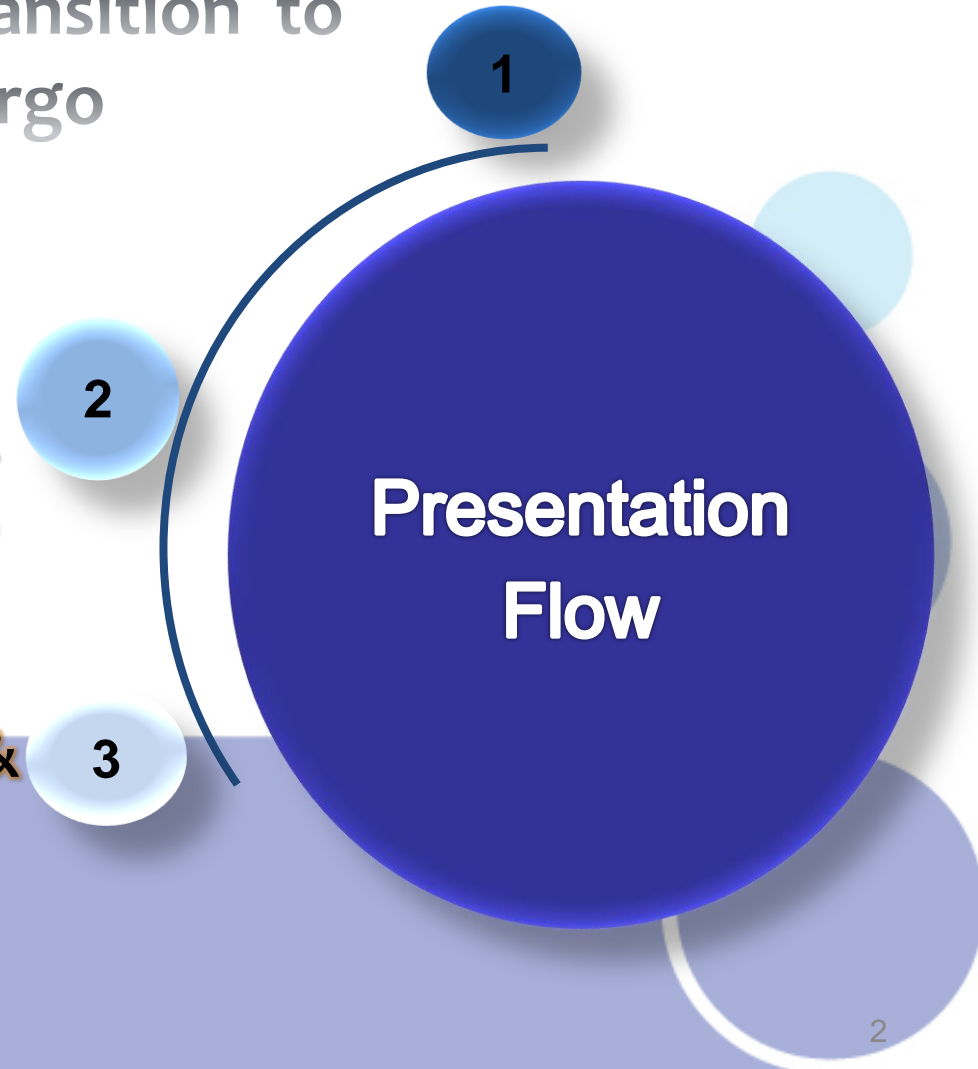
David Dongo,

Customs Supervisor, Uganda Revenue Authority (URA)

Experiences before and transition to
e-monitoring of Transit Cargo

e-monitoring system
features & how to “Track &
Trace” cargo

Benefits, Lessons &
Moving Forward



Transit Management history :

- ❖ Physical Convoy system 1992-2001
- ❖ Paper Control System
- ❖ Transit log sheet/Call points
- ❖ Physical Escort until May 2014



Challenges faced:

- ❖ Delays
- ❖ High cost of doing business
- ❖ Non-tariff barriers
- ❖ Difficulty in transit monitoring.
- ❖ High cost of monitoring
- ❖ Poor coordination with Partner States in the EAC
- ❖ Diversion of transit cargo

Electronic Cargo Tracking System -ECTS by BSMART: 2014-16



RECTS: 2017-Todate

- ❖ *Real-time monitoring along Northern Corridor*
- ❖ *Single platform used by Kenya, Rwanda & Uganda*



RECTS Launch;



- “Commissioned in Uganda on 24th Feb”
- “Launched in Kenya on 2nd March 2017”
- “Launched in Rwanda on 24th March 2017.

REGIONAL ELECTRONIC CARGO TRACKING SYSTEM



Funded By:



through:



Implemented By:








RWANDA REVENUE AUTHORITY
TAXES FOR GROWTH AND DEVELOPMENT

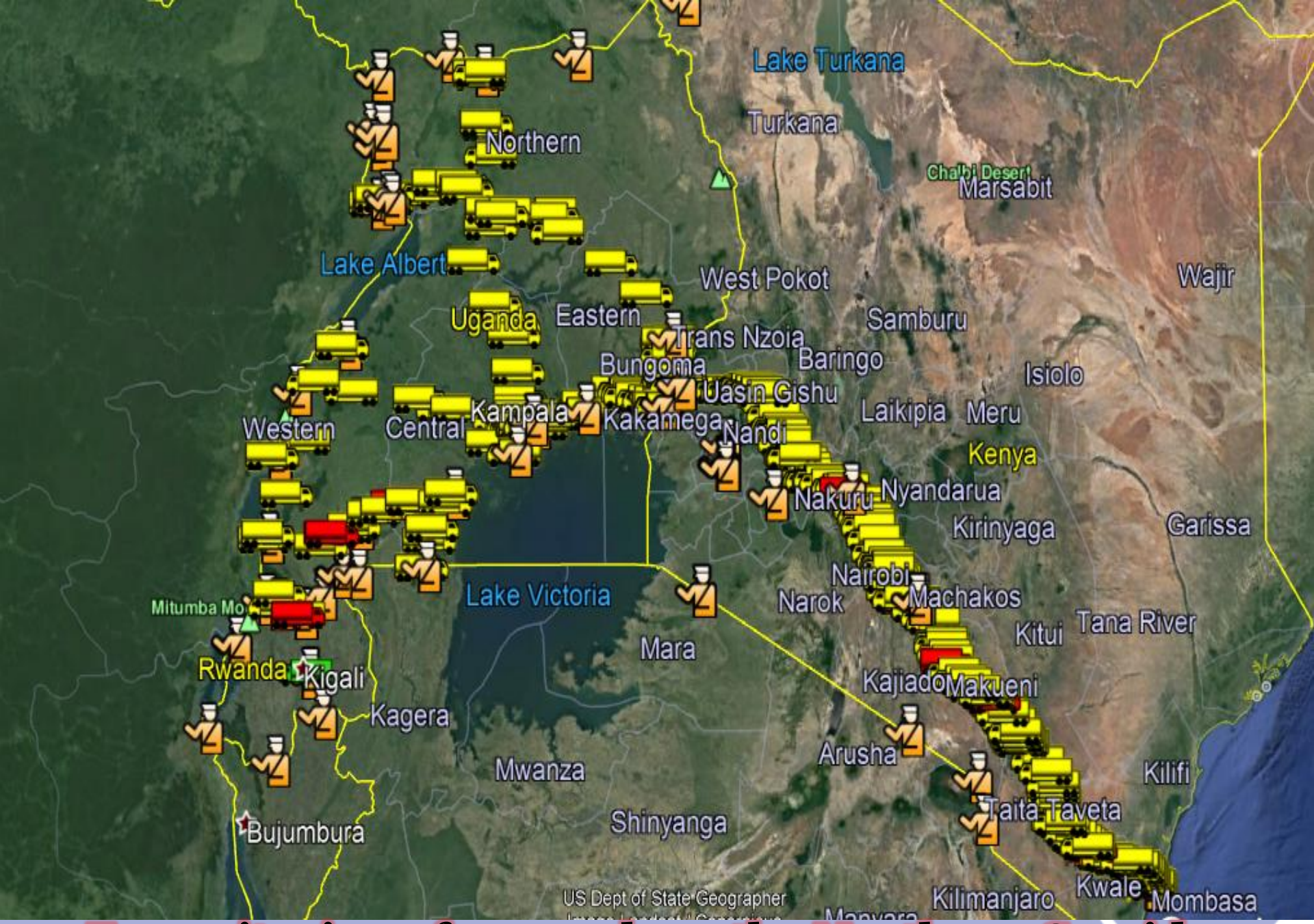


Uganda Revenue Authority
DEVELOPING UGANDA TOGETHER

Regional Electronic Cargo Tracking System

Features

1.  **Electronic seals**  **Fuel sensors**
2. **Centralized Monitoring Centers (CMCs)**
Nairobi, Kampala & Kigali 
3. **The Rapid Response Units** (coordinated KRA, URA, RRA
Customs enforcement officers along the transit route)
4. **Automatic Number Plate Recognition (ANPR)**
and **The Smart Gates operations** 
5. **The CCTV camera systems at Customs points** 



E-monitoring of cargo along the Northern Corridor

Real time e-monitoring of transit at CMCs 24/7





Track & trace



....In real time

Mombasa Port Gate 18,19,20 TO KAMPALA CBC

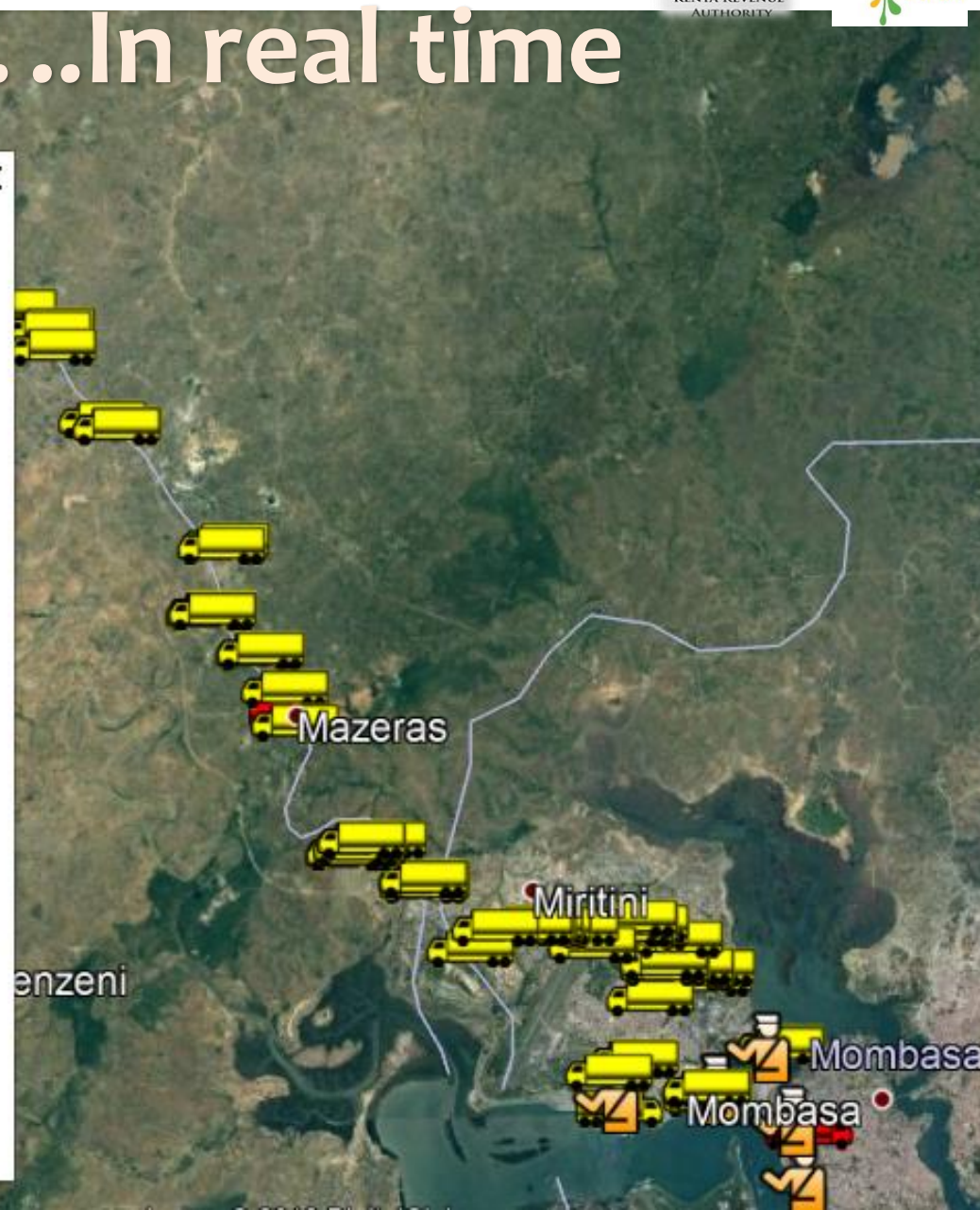
ESeal No : 60D5006748
Reg No : KCE401X/ZF2151
Event : DATA MOVEMENT
0.14 KM NW of
Location : Mombasa Rd,
Kenya
Speed : 9kmph
Date Time : 2018-03-07
16:26:34

Shipment Details

T1 Ref /
Entry No : D29141
Departure : MOMBASA PORT
GATE 18,19,20
Destination : KAMPALA CBC
MSA-KLA-
Route : MOMBASA-KAMPALA
VIA MALABA

Estimated
Exit Time : 2018-03-11 04:53

Directions: [To here](#) - [From here](#)



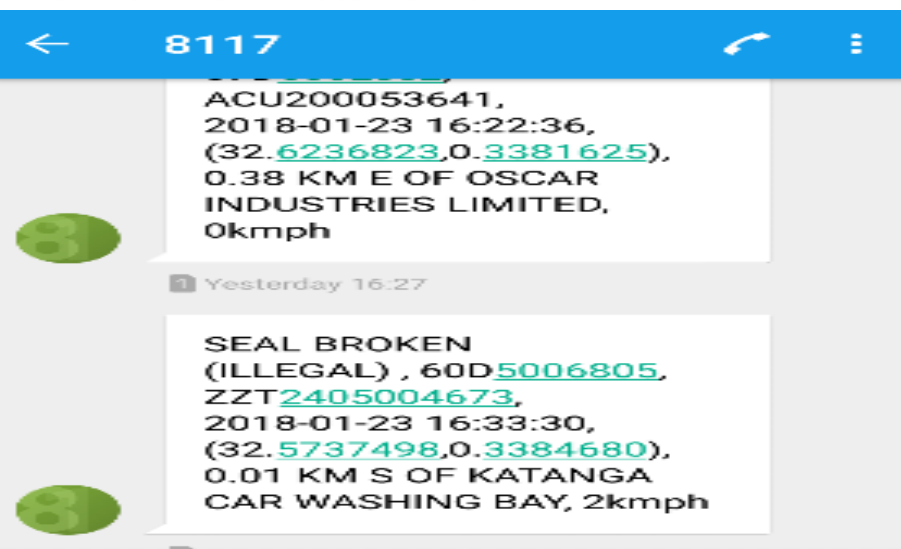
AEO/Public Access RECTS User

AEO/Public Access User	Status
Bollore Africa Logistics Uganda Ltd	Agent Public Access
British American Tobacco Kenya	Trader Public Access
BTS Clearing And Forwarding (U) Ltd	Agent Public Access
Jaffer Freighters Ltd	Agent Public Access
Kamwe Cargo \$ Clearing Co.	Agent Public Access
DRC Customs DGDA	Agent Public Access
Kuehne & Nagel	Agent Public Access
Lincoln Logistics Ltd	Agent Public Access
Mukwano Industries (U) Ltd	Agent Public Access
Rolax International (U) Ltd	Agent Public Access
Spedag Interfreight	Agent Public Access
Stamet Forwarders Ltd	Agent Public Access
Unifreight (U) Ltd	Agent Public Access

- ❖ Public Access User to the electronic monitoring platform
- ❖ For Real time Consignment Tracking as opposed to manual tracking
- ❖ To identify any transit violations during cargo movement
- ❖ To monitor cargo movement for business efficiency
- ❖ Trade Facilitation Transparency & priority treatment

- ❖ Easy trace & track of transit cargo
- ❖ Better cross border coordination and enforcement
- ❖ Real-time notification on transit violations (sms & email alerts)
- ❖ Improved voluntary compliance with Transit Laws
- ❖ Reduced Transit diversion & improved Revenue Collection

sms notifications



E-mail notifications

Shipment Details

Entry No / T1 No : 2018MSA6784043
Departure : MOMBASA PORT GATE 18,19,20
Destination : MPONDWE CUSTOMS STATION
Route : MOMBASA-MPONDWE VIA MALABA-MBARARA
Estimated Exit Time : 2018-01-24 02:13

Violation Details

ETrack / ESeal Serial No. : 60D5006086
Vehicle Registration Number : KBS882E/ZD9527
Date : 2018-01-24
Time : 02:10:41
Alert : EXCEED TRANSIT DURATION / TRIP DURATION
Longitude : 34.2611686
Latitude : 0.6404003
Location : 0.10 KM NW OF MALABA VEHICLE YARD CHECK POINT,
Speed : 0kmph



Event	Location
22:05:13 OFF ROUTE	0.39 KM SE of MALABA CUSTOMS STATION, [View Map]
22:09:56 OFF ROUTE	0.90 KM S of Mitata Maria, [View Map]
22:13:11 OFF ROUTE	0.15 KM SE of Mombasa Rd, Maungu, Kenya, [View Map]
22:14:56 OFF ROUTE	0.70 KM S of ELEGU Customs Station, [View Map]
22:16:37 OFF ROUTE	3.09 KM W of Migera, [View Map]
22:16:59 OFF ROUTE	0.42 KM SW of Masaka URA Office, [View Map]
22:17:20 OFF ROUTE	0.18 KM NW of Old Nairobi Rd, Nakuru, Kenya, [View Map]

Rapid Response to transit alerts in real time protects Cargo and Revenue!

Type of incidents 2017	Uganda: RRU Revenue protected		Kenya: RRU Revenue Protected	
Attempted Robbery	19	2,763,367,703	24	\$910,855.94
Attempted diversion	34	5,744,290,240	16	\$121,575.82
Accident cases	13	799,612,138	27	\$356,693.18
Breach of procedure	69	2,953,337,337	22	\$131,277.45
Transshipment cases	18	6,043,929,188	46	\$516,405.53
TOTALS	153	Ugx. 18,304,536,606 USD5.084.594	135	USD 2,036,808 Kes: 203.680.823

Transits to and through Uganda	Average Transit time in days	
	Before	Now
Non-monitored - Uganda	6 days	4.6 Days
e-monitored National	8 days	1.5 days
e-monitored Regional	17 days	3.0 days

e-monitored Transit Time for some routes:

Route Name	Average Transit Time
Mombasa-Malaba	2 days, 5 hrs
Mombasa-Busia	2 days, 1 hrs
Mombasa-Kampala	3 days, 14 hrs
Mombasa-Elegu	3 days, 13 hrs
Mombasa-Mpondwe	6 days, 1 hrs
Mombasa-Katuna	4 days, 19 hrs
Mombasa-Vurra	4 days, 19 hrs
Mombasa-Goli	5 days, 9 hrs
Mombasa-Oraba	4 days, 22 hrs
Mombasa-Ntoroko	4 days, 19 hrs

❖ *Improved turnaround time for transporters (4trips increased to 8trips per month due to reduced transit time).*

❖ *Improved Transit accountability (easy Cargo movement trail, auto-bond cancellation, enhanced driver behaviour monitoring etc).*

BENEFITS:

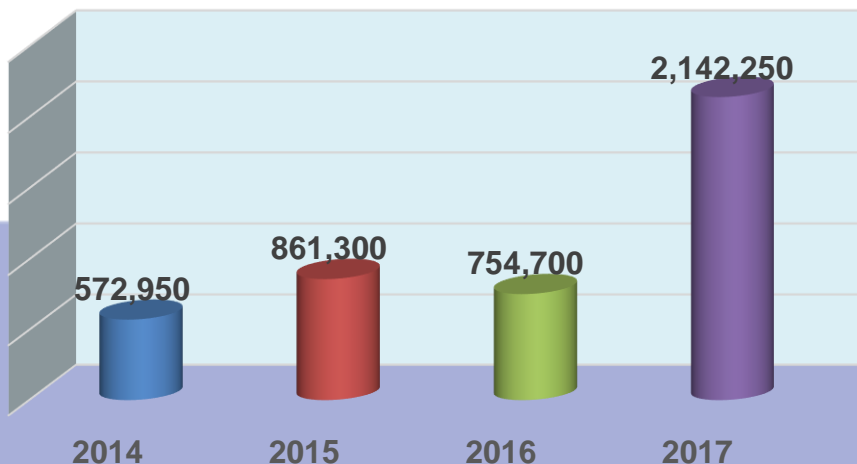
Reduced Cost of doing Business

20% of Transits are e-monitored

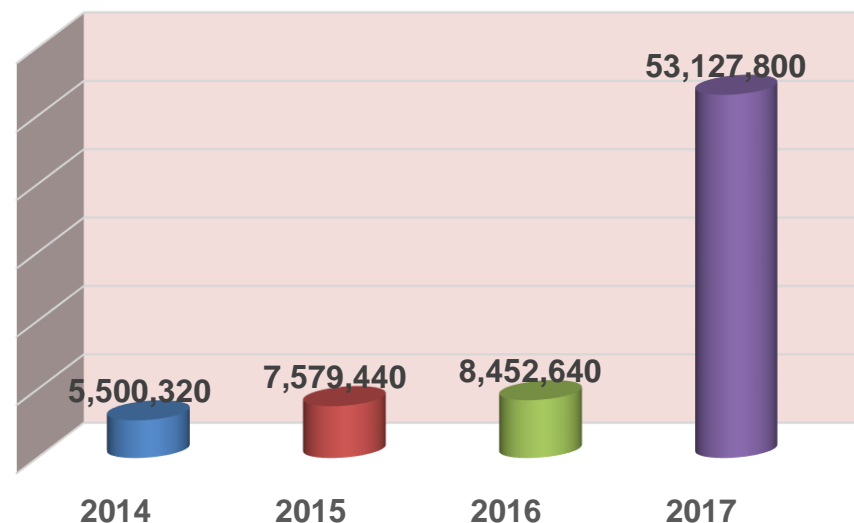
For every e-monitored consignment, waiting & escort costs are saved:

Year	2014	2015	2016	2017
No. of e-monitored consignments	11,459	17,226	15,094	42,845
e-monitored Transit Time (within Uganda)	1.9	1.8	1.7	1.5
None monitored Transit Time	3.1	2.9	3.1	4.6

Cost saved in Physical Escort
at rate of USD 50 per consignment



Savings in Demurrage/incidental Costs
(Difference in days X \$400 X No. of e-monitored cargo)
USD



Lessons...

- ❑ Real-time track & trace
- ❑ Seamless flow of transit cargo while securing global trade (*cargo, truck & revenue security in real-time.*)
- ❑ Optimized & coordinated enforcement
- ❑ Continuous innovation

....moving forward

- ☐ **Let's continue to engage**
- ☐ **Can we share the best practices to Strengthen and Secure Global Trade, while promoting Mutual Recognition of AEO?**

**Welcome to the URA/RECTS showcase stall at the
Exhibition tent for details.....**

THANK YOU