

GREEN BAY PARKING

- Gates are operational 24/7
- Cash customers must pay at PAYSTATION prior to exit
- Cash is **not** accepted at the exit lanes
- If entry ticket is lost, **PRESS LOST TICKET BUTTON**, full day rates will apply
- Intercoms available for **HELP**
- Parking is staffed 24/7/360 (unstaffed on major holidays)

PARKING FEES = \$0.85/hr

- **Fees charged 6am-6pm weekdays**
- **First 15 minutes = free**
- **Free parking :**

- Weeknights after 6pm
- All day Sat, Sun, holidays

***At entry, press button for entry ticket**
***At exit, scan entry ticket on glass**

Calculate fees:

Example 1: Vehicle parks

- Thurs: 1pm – 1:15pm = FREE
- Thurs: 1:16pm-5:15pm = 4 hrs
- Thur: 5:16pm-6pm = 1 hr
- Thur 6pm-Fri 6am = FREE
- Fri: 6am-noon = 6 hrs
- **TOTAL = 11 hrs x \$0.85/hr = \$9.35**

Example 2: Vehicle parks

- 5am-6am = FREE
- 6am-6:15am = FREE
- 6:16am-7am = 1 hr
- Fee increases every 60 minutes
- **TOTAL 1 hr x \$0.85/hr = \$0.85**

HOW TO...

FROM CONVENIENCE OF VEHICLE: PAY WITH CREDIT/DEBIT CARD

1. At Entry, push button for ENTRY ticket
2. At Exit, scan ENTRY ticket
3. Insert & immediately remove credit/debit card
 - ❖ American Express not accepted

CASH PAYMENTS = VISIT PAYSTATION

1. At Entry, push button for ENTRY ticket
2. Before exiting ramp, visit PAYSTATION
 - ❖ Max \$20 bill accepted
 - ❖ Only COIN change returned
3. Scan bar-coded ENTRY ticket
4. Insert cash (credit/debit also accepted)
5. At exit, scan **VALIDATED** ENTRY ticket

VALIDATIONS/VOUCHERS/COUPONS

1. At entry, push button for ENTRY ticket;
2. At exit, scan ENTRY ticket
3. Fee will display
4. Scan on glass

VALIDATION/VOUCHER/COUPON

MONTHLY PARKERS = VISIT WEBSITE

<http://www.greenbaywi.gov/809/Parking-Ramps-Lots>

See pictures
on back!!!

RAMP INFO

Pine Street Ramp

333 Pine Street
1845 stalls

ENTRANCES/EXITS

- ❖ Two entrance lanes & two exit lanes at 300 N Madison Street
- ❖ Three entrance lanes & two exit lanes at 300 Pine Street

PAYSTATIONS units (2)

- ❖ Level 1 at 300 N Madison Street entrance/exit
- ❖ Level 1 at 300 Pine Street entrance/exit

Main Street Ramp

333 Main Street
681 stalls

ENTRANCES/EXITS

- ❖ Two entrance lanes & two exit lanes at 300 Main Street

PAYSTATIONS units (2)

- ❖ In Skywalk, level 2
- ❖ In the WEST elevator vestibule, level 1

Cherry Street Ramp

202 Cherry Street
801 stalls

ENTRANCES/EXITS

- ❖ Two entrance lanes & two exit lanes at 200 Cherry Street
- ❖ One lane off 100 N. Washington – ENTRANCE ONLY!

PAYSTATIONS units (2)

- ❖ Unit located in each stair tower/elevator vestibule, level 1

PAYING W/ CASH VISIT PAYSTATION


1. At entry, push button for ENTRY ticket



2. Prior to exiting ramp, visit PAYSTATION
 - ❖ Max \$20 bill accepted
 - ❖ Only COIN change returned
3. Keep **"VALIDATED"** ENTRY ticket



4. Drive to exit lane; scan VALIDATED ENTRY ticket on glass





CREDIT/DEBIT/VOUCHER FROM CONVENIENCE OF CAR

1. At entry, push button for ENTRY ticket



2. At exit, scan ENTRY ticket
3. Fee calculates
 - a. Insert credit/debit card
 - OR
 - b. Scan voucher/coupon



DOWNTOWN GREEN BAY PARKING RAMPS



Green Bay Parking Division – City Hall
100 N. Jefferson Street, Room 300
Green Bay, WI 54301
920.448.3431

Office hours: 8A – 4:30P weekdays
<http://greenbaywi.gov/publicworks/parking>
gbparking@greenbaywi.gov