

BREAKOUT SESSION

10 hacks to facilitate Customs tasks by using innovative solutions

WHEN YOU NEED TO BE SURE



INTRODUCTION

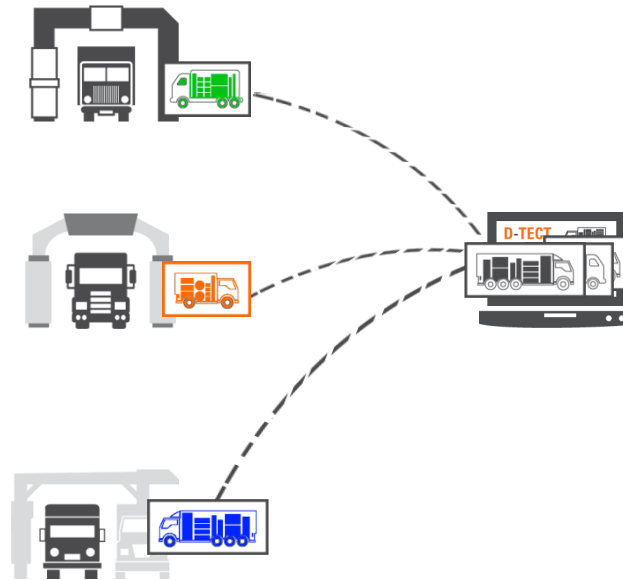
- In a fast-paced world, Customs organizations are constantly challenged by the advancement of technology and how it can be appropriately adapted to bring answers to their needs.
- For the private sector the challenge is to provide tools and services that provide unequaled quality.
- The purpose of this breakout session is to share with you how SGS is working in creating, integrating and delivering new solution to the service of our clients.

In 10 HOWs we hope you can get some fresh ideas to push up your operations...

1: HOW TO SHARE RADIOSCOPIC IMAGES?

Now that you have your scanner operation up and running, you would like to share and use the images in another environment.

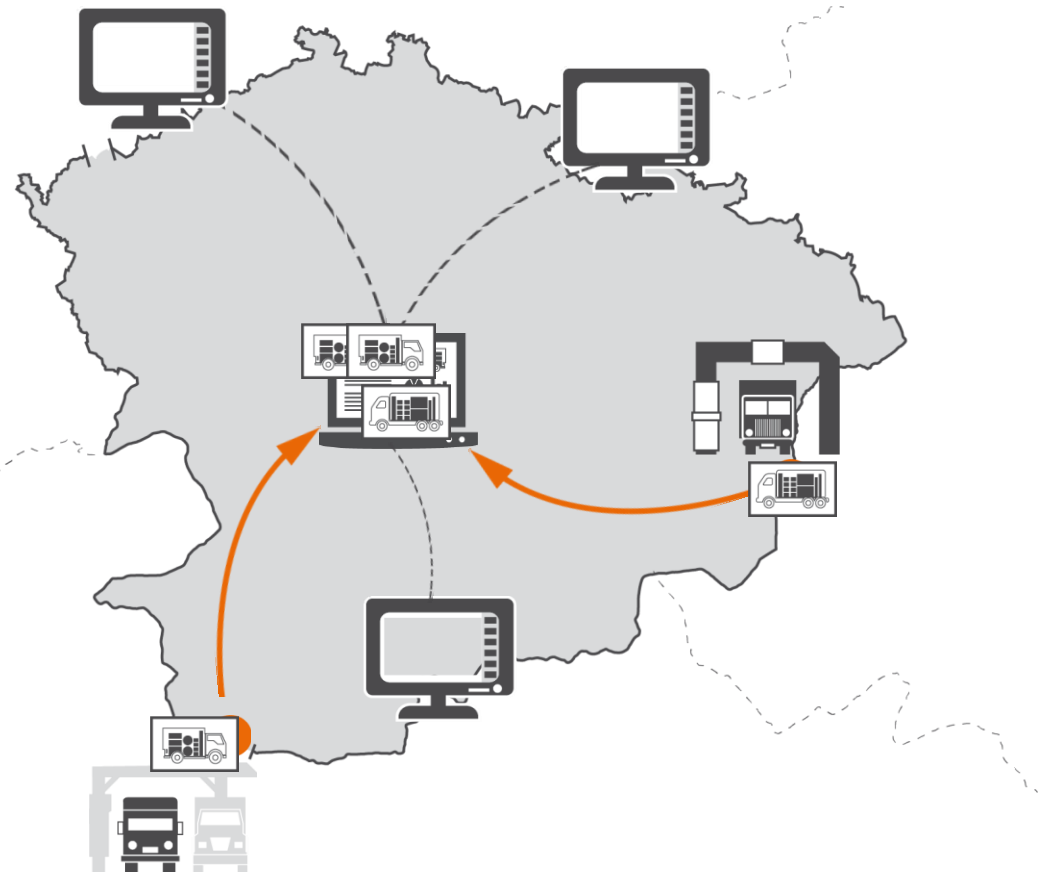
- Solution: Use a software compatible with several radioscopic image format.
- SGS D-TECT, the first Universal image analysis solution



2: HOW TO DO IMAGE ANALYSIS ANYTIME, ANYWHERE?

- Using a global image analysis solution.
 - Within a secure network, you can access to the images through a server orientated solution to perform image analysis, ANYTIME, ANYWHERE

- SGS D-TECT, the first server based image analysis solution.



3: HOW TO USE KPI'S TO MAXIMIZE THE EFFICIENCY OF YOUR DECISION MAKING PROCESS?

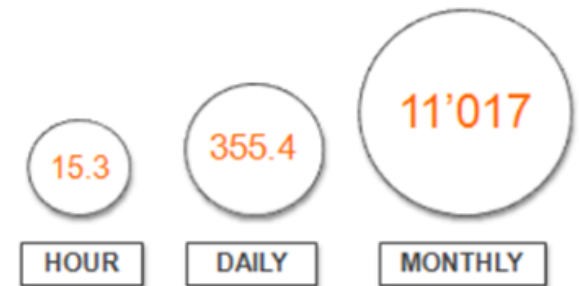
- By integrating tools to gather and exploit the data generated in the scanner operations, you can have a better view on the following areas:
 - The equipment operating parameters
 - Maintenance parameters
 - Productivity
 - Inspection volumes
 - Actual Results Vc. Objectives
- SGS D-TECT is the first scanning monitoring solution that can provide you with several KPIs on operation, maintenance, inspection result, inspection quality, etc... in real time

ANALYTICS

MONTHLY EQUIPMENT'S ACTIVITY

Working hours	720:00
Maintenance time	02:00
Total Down time	01:12
Availability	99.83%

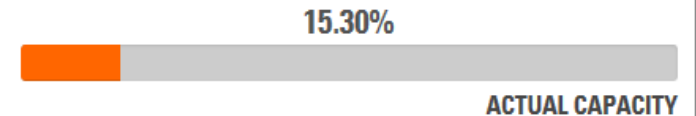
PRODUCTIVITY



YEARLY PERFORMANCE INDICATORS

Working hours	6343:00
Maintenance time	16:30
Total Down time	36:22
Annual Availability	99.43%
MTBF	906:08
MTTR	05:11

THE EQUIPMENT IS AT



4: HOW TO IMPLEMENT 100% SCANNING AT YOUR PORTS?

Perform the inspection in two separated steps.




- Scan the container at some point within the Port Process (Charge / Discharge) and store the image until the declaration information is completed
- Once the Customs declaration is completed, the analyst can retrieve the image to complete the validation of the declaration.
- Post-entry analysis can be done to expedite the container release processes

SGS D-Tect, the first Customs orientated Scanner integration solution



5: HOW TO REMOVE PHYSICAL QUEUES FROM THE BORDERS?

- Challenge of the physical queues:
 - Time lost waiting
 - Safety and security of drivers and cargo
 - Knock-on effect on local traffic congestion
- GoSwift Virtual queue management
 1. Vehicles get a slot in the virtual / live queue
 2. They are called to the border check point when it's their turn
- Key benefits
 - Clean organization of the border crossing
 - Effective decrease of illegal activity
 - Transparent management of the priority crossings

Narva checkpoint	 Narva A/B Show called vehicles	 Narva C Show called vehicles	 Narva D Show called vehicles
Waiting time in live queue	up to 1 hour	~5 h	up to 1 hour
Number of vehicles in the queue	9	25	0

6: HOW TO ENHANCE YOUR RESOURCE MANAGEMENT AT THE BORDERS?

1. Demand management via time slot booking
 - Invite drivers / freight forwarders to book a time slot in advance
 - Manage dynamically the capacity of the time slots

2. Change of drivers' behavior
 - Drivers will plan their travel and book a time slot earlier
 - They will use off peak times more

3. Dynamic management of staff resources
 - Border guards know how many vehicles to expect
 - Data collected helps identify issues and improve throughput

Select your border crossing time

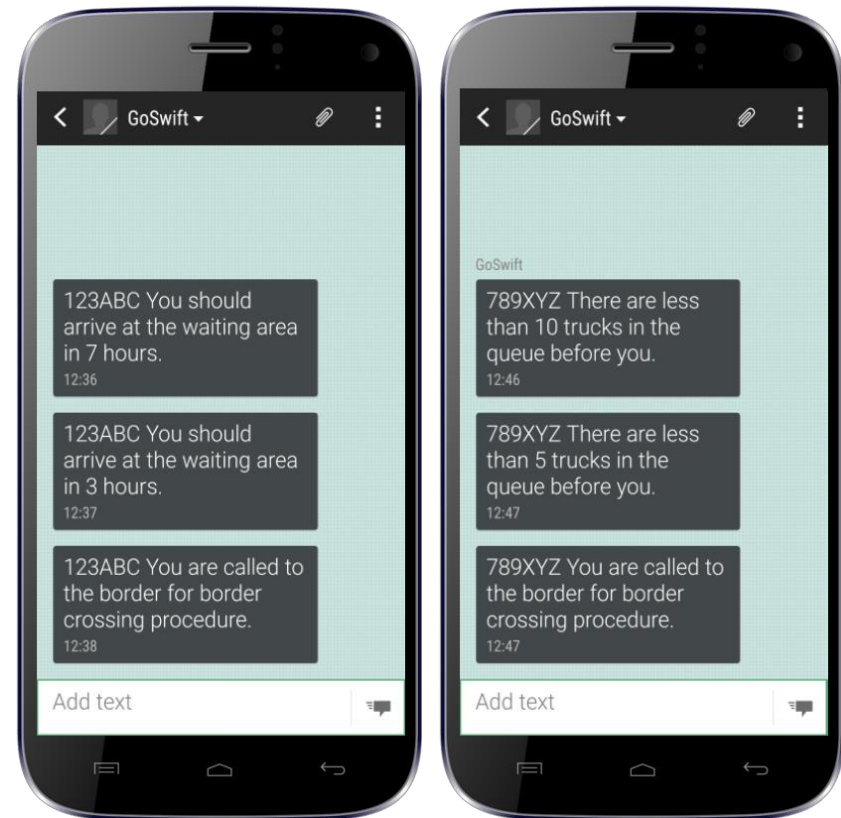
UTC+03:00 EET Estonian Timezone

22.10.2015 Thu	23.10.2015 Fri	24.10.2015 Sat	25.10.2015 Sun
00-01 Full	00-01 Available	00-01 Available	00-01 Available
01-02 Full	01-02 Available	01-02 Available	01-02 Available
02-03 Full	02-03 Full	02-03 Available	02-03 Available
03-04 Full	03-04 Full	03-04 Available	03-04 Available
04-05 Full	04-05 Full	04-05 Available	04-05 Full
05-06 Full	05-06 Available	05-06 Available	05-06 Available
06-07 Full	06-07 Available	06-07 Available	06-07 Available
07-08 Full	07-08 Available	07-08 Available	07-08 Available
08-09 Full	08-09 Available	08-09 Available	08-09 Available
09-10 Full	09-10 Available	09-10 Available	09-10 Available
10-11 Full	10-11 Available	10-11 Available	10-11 Available
11-12 Full	11-12 Available	11-12 Available	11-12 Available
12-13 Full	12-13 Available	12-13 Available	12-13 Available
13-14 Full	13-14 Available	13-14 Available	13-14 Available
14-15 Full	14-15 Available	14-15 Available	14-15 Available
15-16 Full	15-16 Available	15-16 Available	15-16 Full
16-17 Full	16-17 Full	16-17 Available	16-17 Full
17-18 Full	17-18 Full	17-18 Available	17-18 Available
18-19 Full	18-19 Available	18-19 Available	18-19 Available
19-20 Available	19-20 Available	19-20 Available	19-20 Full
20-21 Full	20-21 Available	20-21 Available	20-21 Full
21-22 Full	21-22 Available	21-22 Available	21-22 Available
22-23 Full	22-23 Full	22-23 Available	22-23 Available
23-00 Full	23-00 Available	23-00 Available	23-00 Available

7: HOW TO SOLVE YOUR NEED FOR MORE PARKING SPACE?

...or how to shift peak traffic in space?

- To save money, save asphalt!
- Encourage Just-In-Time arrival to the border crossing point
 - Drivers will use already existing parking areas, away from the border
- You need:
 - Predictive, reliable and accurate journey time to the BCP
 - Dynamic border crossing notification (SMS, mobile communication)



8: HOW TO EXPEDITE YOUR EXPORT/IMPORT PROCEDURES AT THE BORDERS?

Shift the Export and/or Import control away from the border by

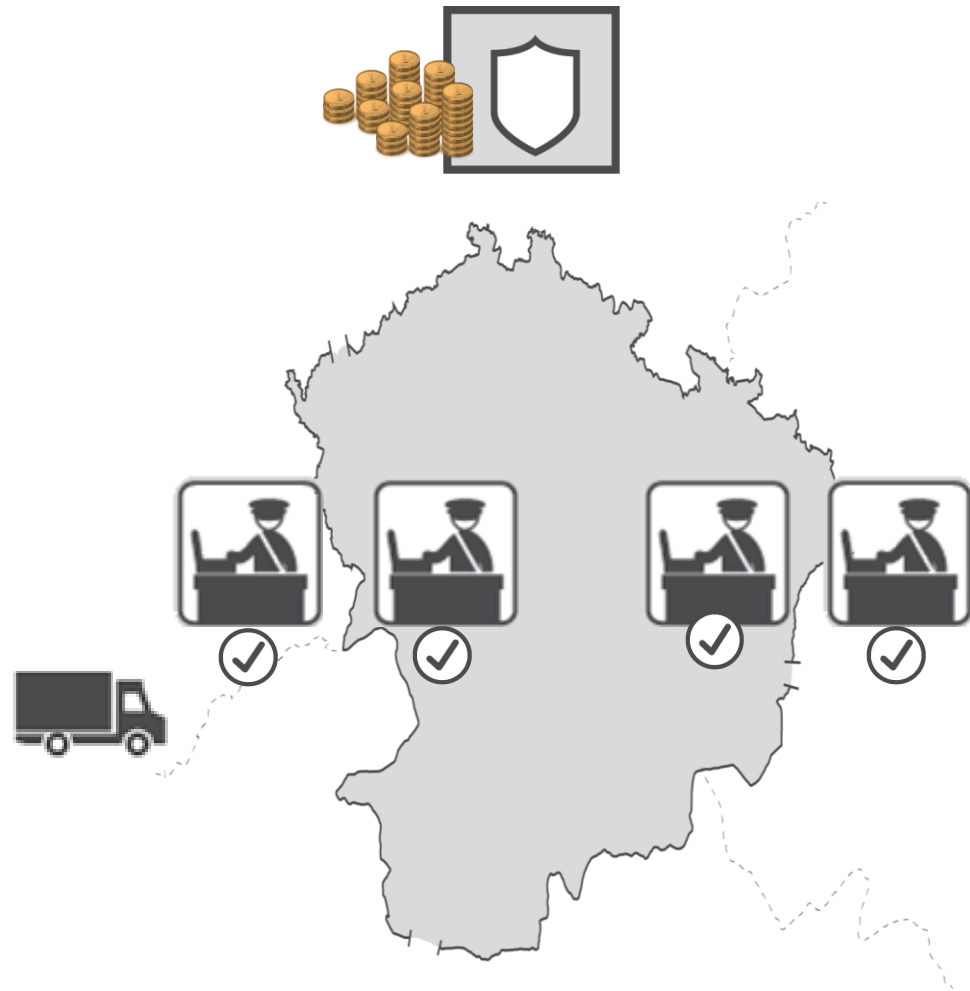
- Securing the transit procedure with a financial guarantee that can be called by any Customs
- Dematerialize the control at the border and place it at origin and destination



TransitNet: Facilitates the control of goods over transit.

9: HOW TO GUARANTEE CUSTOMS DEBT UNDER TRANSIT REGIME?

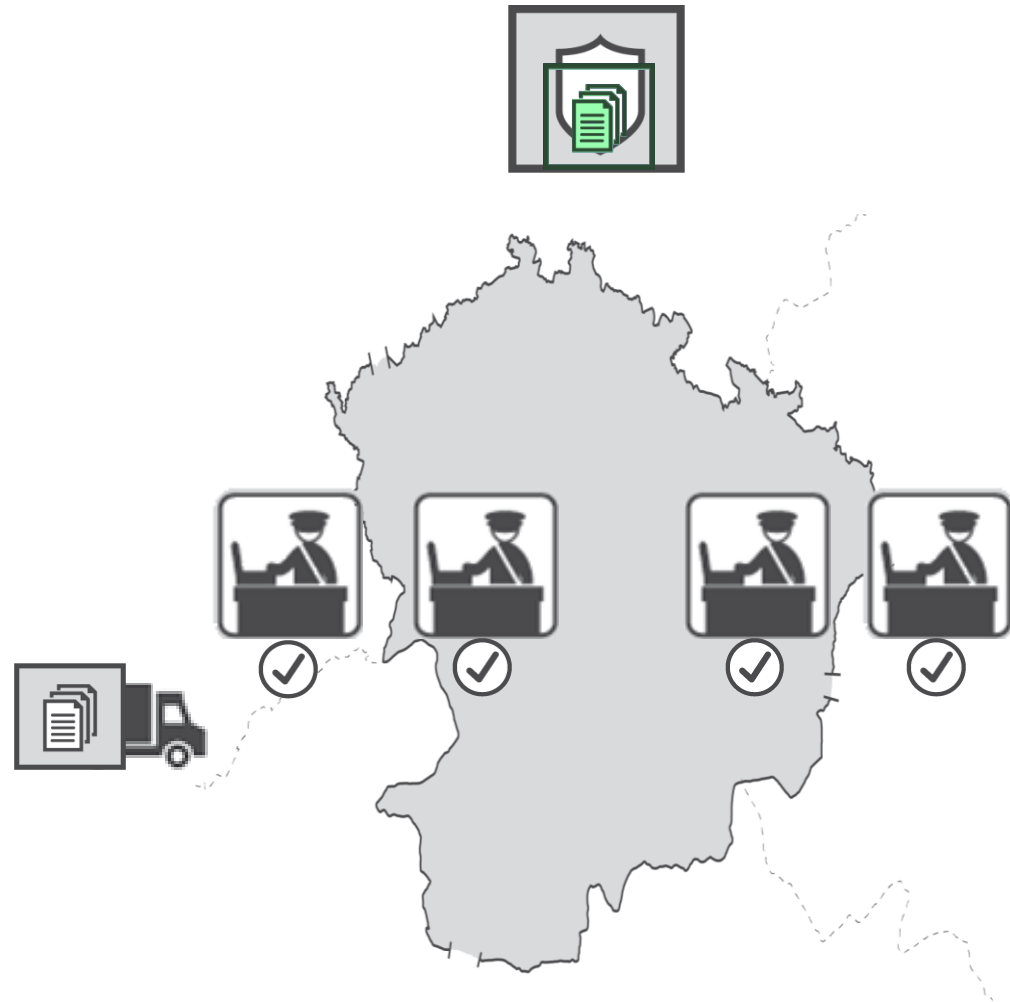
- By requesting bank guarantees from operators / Principals allowed to move goods under Transit
- By providing operators with unambiguous confirmation of Transit's Departure and Transit's termination
- By monitoring Global guarantee proportional to the cumulated Customs debt at any point of time



TransitNet: Guarantee the customs debt across different “territories”.

10: HOW TO KEEP THE DATA INTEGRITY THROUGH THE TRANSIT PROCESS?

- Using the EX details to create successive simplified e-transit declarations accompanied with EX references up to Import in the destination country
- A single operator present in the all countries
- A single operator obeying to the national rules & procedures of Transit
- Gain up to 60% on border processing time.



TransitNet : the first solution that guarantee data integrity over territories