

How to watch the talks live and on-demand

Log-in to Sched

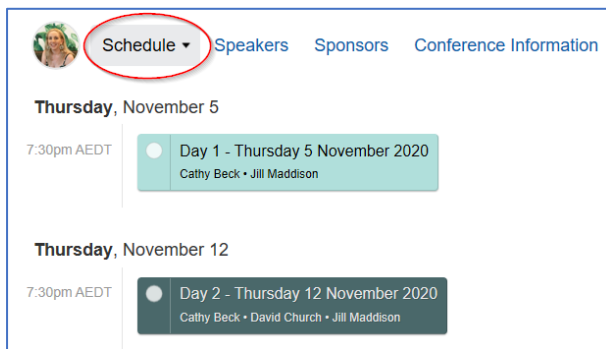
You should have received a welcome email from Sched prompting you to log in and set your password, and manage your Sched profile. If you can't find this email, please contact events@ava.com.au to have it re-sent.

In the instance you have forgotten your password, please use this link to re-set it: <https://australianveterinarestudent2021.sched.com/password-reset> . Be sure to use your email address which is linked to your "My AVA account".

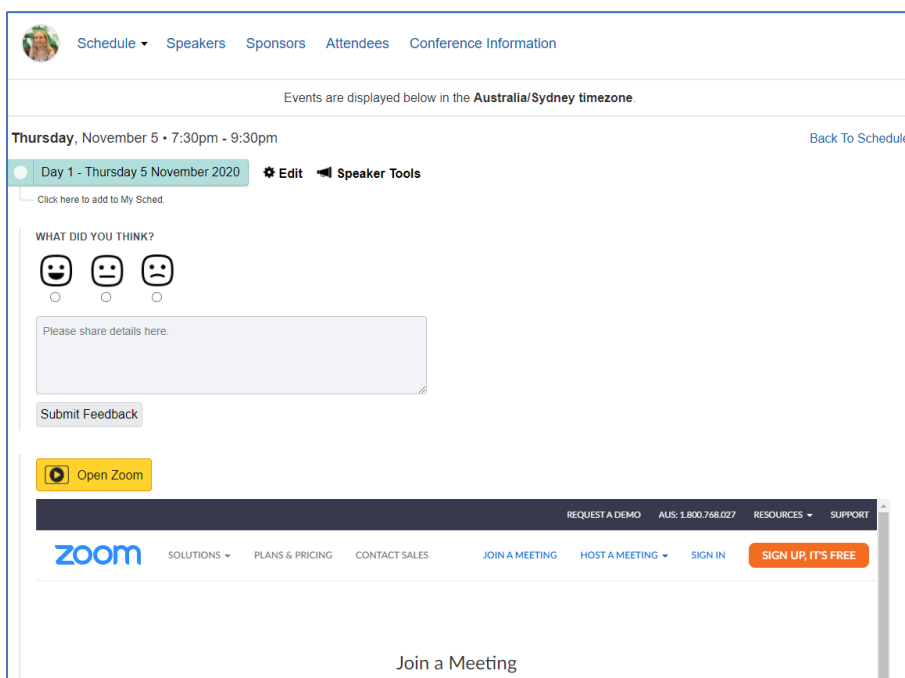
To login go to <https://australianveterinarestudent2021.sched.com>.

Watching talks live

Once logged in click on **"Schedule"**

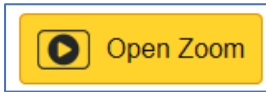


Now you're on the schedule page please select the day you wish to watch live. Once on the main sessions page you have two options when joining the live sessions:

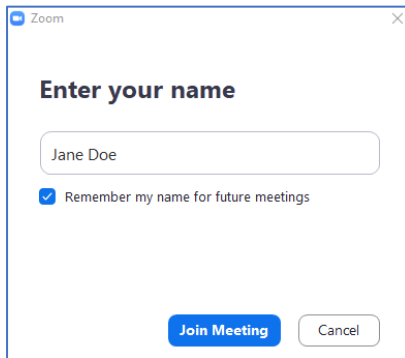


Option 1

A yellow button called “**Open Zoom**” will be present (this button appears 10 minutes prior to the talk beginning, 7:20pm AEDT). Click on the "Open Zoom" button to watch the talk/join the live stream for the night.



By clicking on the open zoom button your device will open another tab and start to launch the Zoom application. When it prompts you please **enter your name** and click “**Join Meeting**”.



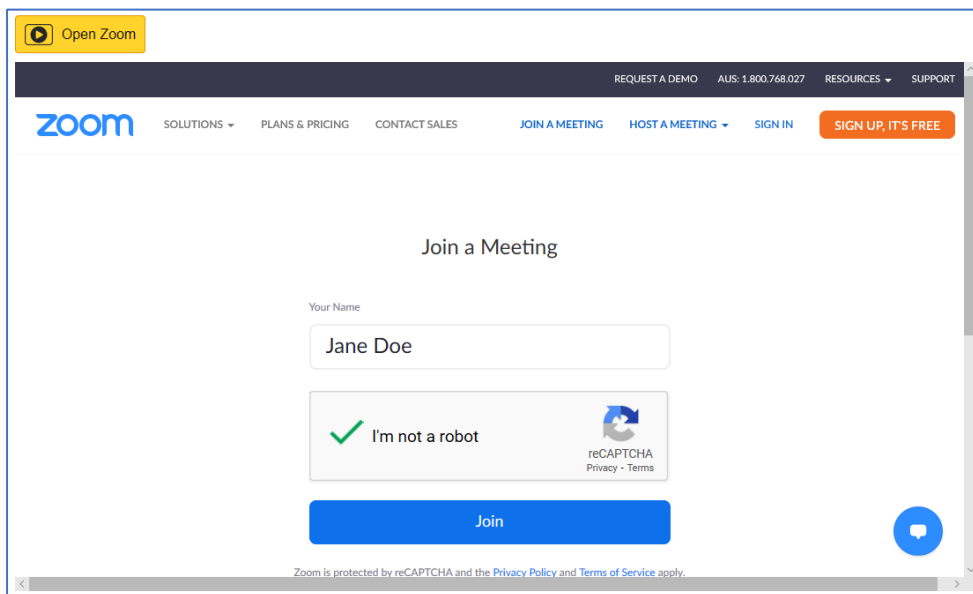
The image shows a Zoom application dialog box titled "Zoom" with a close button (X) in the top right corner. The main heading is "Enter your name". Below this is a text input field containing "Jane Doe". Underneath the input field is a checked checkbox labeled "Remember my name for future meetings". At the bottom of the dialog are two buttons: a blue "Join Meeting" button and a grey "Cancel" button.

Option 2

Under the open zoom button will be an embed box to join the meeting via Zoom.

To do this simply enter your name, select “**I’m not a robot**” checkbox and answer any question it may have, then click the blue “**Join**” button at the bottom.

Please be aware some browsers aren’t supported with this option, Sched recommends Google Chrome, Mozilla Firefox or Chromium Edge.

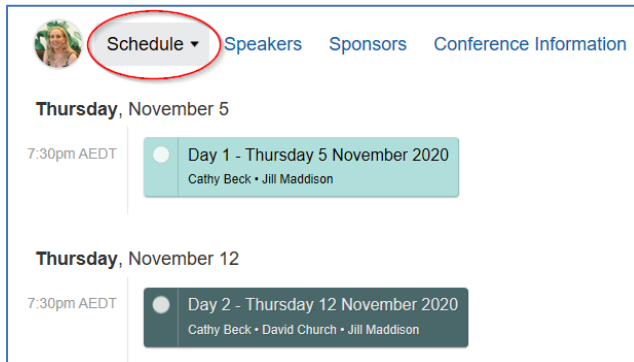


The image shows a screenshot of the Zoom website's "Join a Meeting" form. At the top left is a yellow "Open Zoom" button. The website header includes the Zoom logo and navigation links: SOLUTIONS, PLANS & PRICING, CONTACT SALES, JOIN A MEETING, HOST A MEETING, SIGN IN, and a prominent orange "SIGN UP, IT'S FREE" button. The main heading is "Join a Meeting". Below this is a "Your Name" input field with "Jane Doe" entered. Underneath is a reCAPTCHA widget showing a green checkmark and the text "I'm not a robot". At the bottom of the form is a large blue "Join" button. A blue chat icon is visible in the bottom right corner. A footer note at the bottom states: "Zoom is protected by reCAPTCHA and the Privacy Policy and Terms of Service apply."

Watching talks on-demand

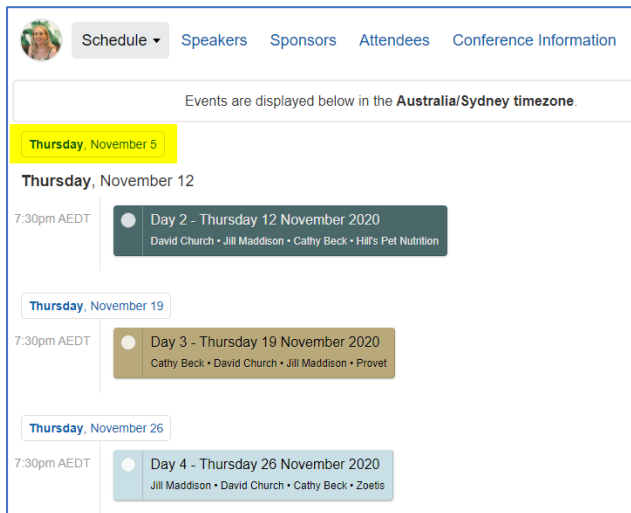
During November

Once logged in click on **“Schedule”**

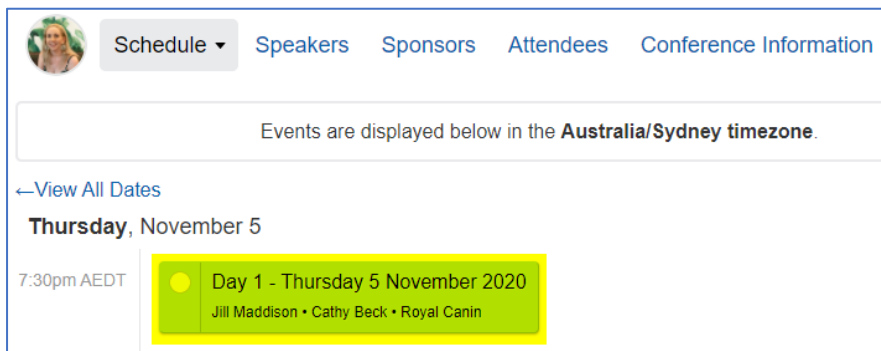


The screenshot shows the top navigation bar with a profile picture on the left and four menu items: 'Schedule', 'Speakers', 'Sponsors', and 'Conference Information'. The 'Schedule' item is circled in red. Below the navigation, the date 'Thursday, November 5' is displayed. Underneath, there is a session card for 'Day 1 - Thursday 5 November 2020' at 7:30pm AEDT, featuring speakers Cathy Beck and Jill Maddison. Below this, the date 'Thursday, November 12' is shown, followed by a session card for 'Day 2 - Thursday 12 November 2020' at 7:30pm AEDT, featuring speakers Cathy Beck, David Church, and Jill Maddison.

While the event is “live” over the four days, past sessions will appear on the schedule like the example below. You need to click on the past date (example highlighted yellow bellow) and then again on the days session.

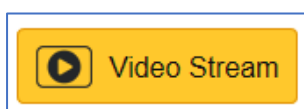


The screenshot shows the navigation bar with 'Attendees' highlighted. Below it, a message states 'Events are displayed below in the Australia/Sydney timezone.' The main content area shows three dates: 'Thursday, November 5' (highlighted in yellow), 'Thursday, November 12', and 'Thursday, November 19'. Each date has a session card below it. The 'Thursday, November 12' card is for 'Day 2 - Thursday 12 November 2020' at 7:30pm AEDT, featuring speakers David Church, Jill Maddison, Cathy Beck, and Hill's Pet Nutrition. The 'Thursday, November 19' card is for 'Day 3 - Thursday 19 November 2020' at 7:30pm AEDT, featuring speakers Cathy Beck, David Church, Jill Maddison, and Provet. The 'Thursday, November 26' card is for 'Day 4 - Thursday 26 November 2020' at 7:30pm AEDT, featuring speakers Jill Maddison, David Church, Cathy Beck, and Zoetis.



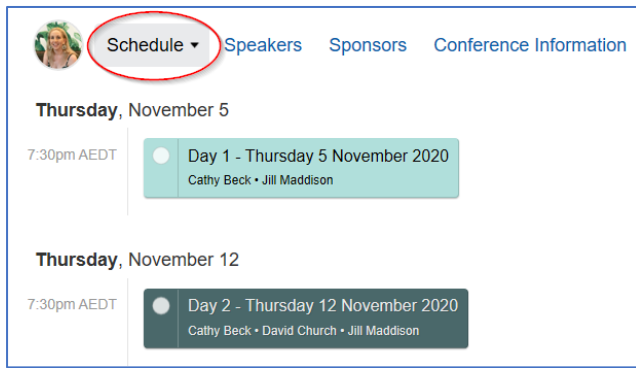
The screenshot shows the navigation bar with 'Attendees' highlighted. Below it, a message states 'Events are displayed below in the Australia/Sydney timezone.' A link '←View All Dates' is visible. The main content area shows the date 'Thursday, November 5' with a session card below it. The session card is for 'Day 1 - Thursday 5 November 2020' at 7:30pm AEDT, featuring speakers Jill Maddison, Cathy Beck, and Royal Canin. The session card is highlighted in yellow.

Once on the main sessions page a yellow button called **“Video Stream”** will be present. Click on this button to watch it on-demand, a new tab should atomically open on your device and load the video. All sessions will be recorded and uploaded, and **available within 48 hours** (Monday – Friday) of them being live streamed. **For example, Thursday 5 November session will be available by COB Monday 9 November.**



Once the Event Finishes

Once logged in click on **“Schedule”**



Now you're on the schedule page please select the day you wish to watch on-demand. Once on the main sessions page a yellow button called **“Video Stream”** will be present. Click on this button to watch it on-demand, a new tab should atomically open on your device and load the video. All sessions will be available for 3 months after the last live session on Thursday 26 November.

